

SOLENOID SAFETY VALVE

INSTALLATION

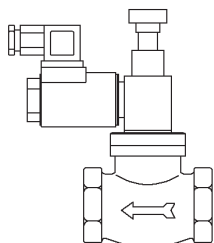
Installation and positioning

Read instructions before use.

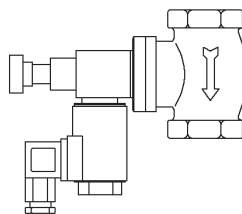
This control must be installed in accordance with the rules in force.

The solenoid valve must be positioned with the arrow stamped on the body turned towards the user appliance. The valve must be positioned upstream of the regulation apparatus and preferably outside the measurement zone.

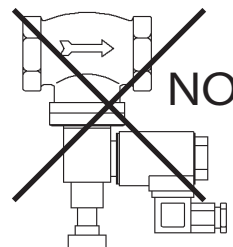
N.B. Please install the valve sheltered from the atmospheres agent.



Horizontal position



Vertical position



Overturned position

Maintenance

The solenoid valve's intervention should be checked periodically.

Should disassembly be necessary, make sure there is no gas under pressure inside the valve and that it is not connected to the power supply before starting.

All maintenance operations should be carried out by qualified personnel.